

Fusto in acciaio disponibile in due versioni di sezione: rettangolare e piatta piena. Schienale con imbottitura extra morbida. I copribraccioli possono essere forniti in pelle o in microfibra Comfort.

Frame available in two versions, rectangular hollow steel section or in flat solid steel. Back with extra soft backrest upholstery. The armrest covers are available in leather or in microfiber Comfort.

lepper_schmidt_sommerlade

swing_967_985





		h	h	h	h	h	h	Kg	☐	CBM
967.71 SWING	Sedia / acciaio piatto pieno Chair / flat solid steel	91	55	45	45	48	-	10.3	x2	0.367
967.81 SWING	Poltrona / acciaio piatto pieno Armchair / flat solid steel	91	55	45	54	48	66	13.5	x1	0.334
985.01 SWING LIGHT	Sedia / acciaio a sezione rettangolare Chair / steel with rectangular section	91	55	45	45	48	-	7.3	x2	0.367
985.11 SWING LIGHT	Poltrona / acciaio a sezione rettangolare Armchair / steel with rectangular section	91	55	45	54	48	66	9.5	x1	0.334



shell upholstered

FABRICS:

ARCHITECTURE, STRETCHY, CLOU, FLUFFY, FELIX, STRAMACCHIAMI

FABRICS FROM GABRIEL:

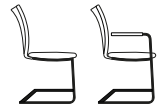
EUROPOST, COMFORT

ECOLEATHER:


VINTAGE

LEATHER:

BASIC LEATHER TENDER,
PREMIUM LEATHER SOFT



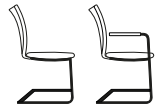
steel base



F 040
polished steel



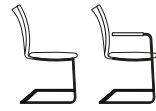
F 047
matt chrome steel



mod. 967



CROSS SECTION
30x12 mm



mod. 985



CROSS SECTION
35x15 mm



Swing Light viene fornito completo di elementi anteriori in pvc trasparente antiribaltamento.
Swing light is supplied with anti-tilt-fitting elements in transparent pvc.

